



orkanda

Home Lift

ORKA 200
Catalogue Product



ORKA 200

Home lift

ORKA 200 is a screw driven vertical platform lift assembled using high quality materials and designed to meet the characteristics of ultimate performance and outstanding aesthetics.

It is designed to be used in private houses, cottages and apartment buildings.

ORKA 200 can be installed into existing building or in its own inbuild shaft which is constructed of special multilayered steel sandwich type panels or glass panels.

A maximum of three doors may be installed on each floor with either left or right swing. The doors on the top floor stop may be designed in the form of half gates as an option. This type of

construction looks aesthetic and modern and gives a clear view of the surroundings.

A uniformly backlit control panel, with a comfortable handle below, contains large buttons with embossed symbols at a convenient height for accessing from sitting or standing positions. In case of a power outage, the operation of lift continues to work from a backup power source for emergency lowering purpose.

You can make your own lift solution by choosing from wide variety of accessories and options, such as different sizes, door openers, comfort equipment and so on.

ORKA 200 Platform lift

- Flexible design
- Low space requirements
- High level of security
- Power-saving technologies
- Smooth adjustable movement
- Fast and intuitive installation
- Exterior design options
- Durable screw drive
- Wide range of options and accessories

Specifications

Environment	Indoors and outdoors
Drive system	Screw-driven
Rated load	Up to 400 kg / 5 persons
Speed	0.15 m/sec (9 m/min)
Travel height	Up to 13 metres / extended to 17 meter
Landings	Up to 6
Platform dimensions (X x Y, mm)	1100 x 1400 1070 x 1485 <small>* available custom dimensions</small>
Shaft dimensions (M x N, mm)	1500 x 1460 1460 x 1540 1540 x 1540
Door clearance (width x height, mm)	900 x 2000 (with 1100 x 1400 platform) 940 x 2000 <small>* available other dimensions</small>
Gate (width x height, mm)	900 x 1300 (with 1100 x 1400 platform) 940 x 1300
Door configuration	Right or left swing, up to 3 doors per landing
Shaft walls	Aluminium profiles with glass or steel panels
Standard colors	RAL 9006 (light grey aluminium) RAL 9010 (pure white) <small>* any RAL color available as option</small>
Soft start/stop	Comes as a standard
Power supply	220-230 V, 1 phase, 25A; 380-400 V, 3 phase, 16A, 50 or 60 Hz
Motor	2.2 kW
Noise level	Less than 70 dB
Control system	Micro computer based
Technical safety equipment	Safety edge around the platform, emergency STOP buttons, electronic speed control, overload detector, opening control of doors and locks, electronic control of engine performance

Complies with the European platform lifts standard EN81-41:2010

Orka 200 home lift will advance your home and make daily life enjoyable!

PANELS

Platform shaft can be assembled using multi-layered sandwich panels(Available In RAL) or with laminated glass panels(Option).

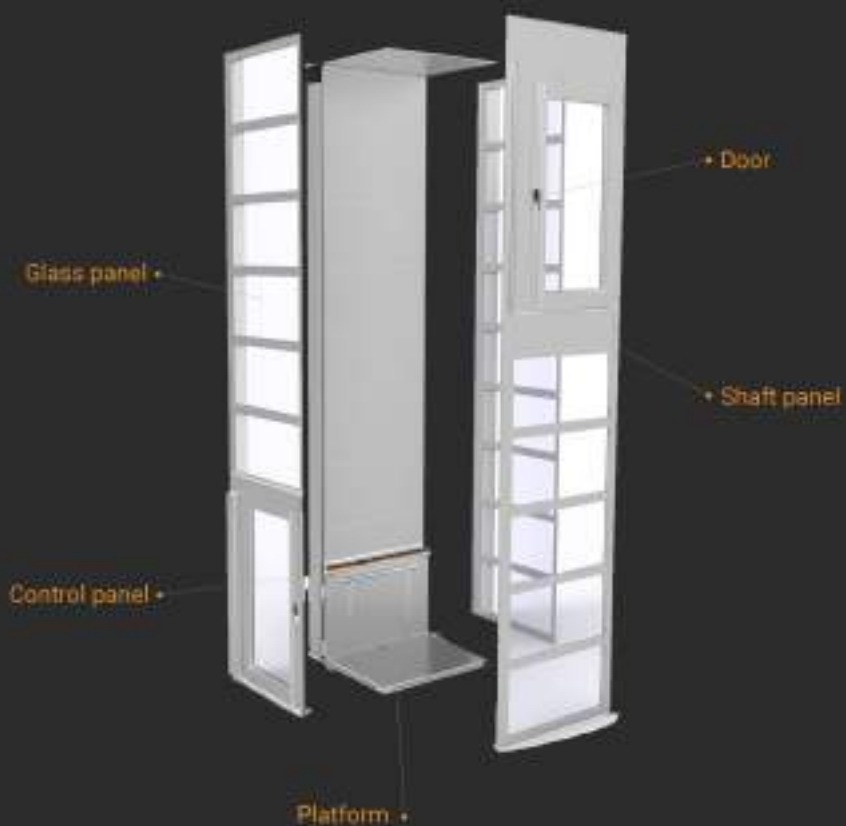
DIFFERENT DOOR TYPES

Gates : Aluminium frame with glass; As options: Fire Proof E160; Fire proof EW60 - with a small window

FLOORING

Lift platform floor can be covered with different coloured rubber or desired texture vinyl as option.





Orka200 Black



Orka200 Yellow



Orka200 Red



Orka200 Glass



Orka200 Glass & Panels



Orka200 Fireproof

Orka 200 New technology & models

Door Types

Double Swing Door



Single Swing Door



You can create your own elevator solution by choosing from a wide variety of accessories and options, such as: different lightning door openers, convenience equipment. Besides that, there is also an automatic door option that can make it easier for those with special needs, so they can become friends for mobility


You can use the single door model, but this only applies to the old Orka 200 Type model. As an additional option, an automatic door model is also available, which is very suitable for wheelchair users, or people with other special needs, so that it can be the right solution for ease and comfort of mobility in the home.


New Model Interior

Elegant & Beauty

This model is a screw driven vertical platform lift assembled using high quality materials and designed to meet the characteristics of ultimate performance and outstanding aesthetics. It is designed to be used in private houses, cottages and apartment buildings. A maximum of three doors may be installed on each floor with either left or right swing.

Drive unit works extremely silent. That is because we use belt lifting system. A uniformly backlit control panel, with a comfortable handle below, contains large buttons with embossed symbols at a convenient height for accessing from sitting or standing positions. In case of a power outage, the operation of lift continues to work from a backup voltage source.





Outer puch button with standard key switch

ITEM NO.	Kojele K/QTY.	PART NUMBER	DESCRIPTION
1	1	BL101-DU65.000.01	Dezute
2	1	BL101-DU66.000.01	Mygtukas+raktes
3	4	ISO 7380 M4x12	Screw



Standard key (Option)



Dallas System (Options)



MX2



**Braille Orka200
call button**



**Orka200 Button
Normal**



**Orka200 Bouton
with key**



New call button



Main Drive Motor



Floor Display




**external automatic
door opener**



Safeline

Orka 200 parts(Platform Layer)

orkanda





orkanda

www.orkanda.co.id

Jakarta

Ruko Graha Boulevard,
Jl. Raya Boulevard, RW.1, Klp. Gading Tim,
Kec. Klp. Gading, DKI Jakarta 14240

Surabaya

Gedung Medan Pemuda,
Jl. Pemuda No.27-31, Embong Kaliasin,
Kec. Genteng, Surabaya, Jawa Timur 60271



Orkanda lifts Indonesia



@orkandaliftindonesia



@orkanda.id



Orkanda Lift Indonesia



www.orkanda.co.id



(021) 22454705