

# orkanda

## Home Lift

A photograph of a modern home lift installed in a wooden interior. The lift has a dark, minimalist design with two sliding doors. To the left of the lift is a wooden staircase with open treads. The walls and ceiling are made of light-colored wood. The text 'orkanda Home Lift' is at the top, and 'Vimec E10 Catalogue Product' is at the bottom right.

**Vimec E10**  
Catalogue Product

# Electricity, Environment, Exclusive

---

The ecovimec elevator fits the home environment with wisdom and elegance.





## Electricity, Environment, Exclusive

---

Ecovimec platform lifting platform  
and easy movement add value to  
the installation through easy installa-

# Available finishes

## VIMEC E-10

### DOORS



Two-level retractable automatic door (automatic adjustment)



Infrared sensors around the edge of the barrier for entering/exiting the passenger compartment to guarantee maximum safety



Three speed automatic telescopic and landing gates



Double glass hinges for luxury and style.



Panorama in aluminum; lightness in hand



concave veneer



Concave veneer with viewfinder



stainless



RAL color on request

# Available finishes

## VIMEC E-10

### CONTROL PANEL



#### On The Panel

- A. Impressions
- B. Speaker (optional)
- C. Load indicator
- D. I-BUTTON for electronic access control system
- E. Warning button

#### Floor

- F. LCD display with trip indicator
- G. Call Button: Green when the elevator is empty.
- H. I-BUTTON FOR ELECTRONIC ACCESS CONTROL

### COLORS



cabin wall



cabin platform



support structure



GREY STANDARD



TRANSPARENT GLASS



GREY WITH STAMPS



VIMEC 7040 STANDARD



BEIGE STANDARD



SMOKY GREY GLASS



LIGHT GREY



RAL 1013 LIGHT IVORY



BLU STANDARD



MAPLE STANDARD



DARK GREY



RAL 9023 PEARL DARK GREY



WHITE OPACO



CHERRY STANDARD



RED



RAL 7016 GREY ANTHRACITE



SPECIAL RAL ON DEMAND



POLISHED LINEN



WILD PEAR

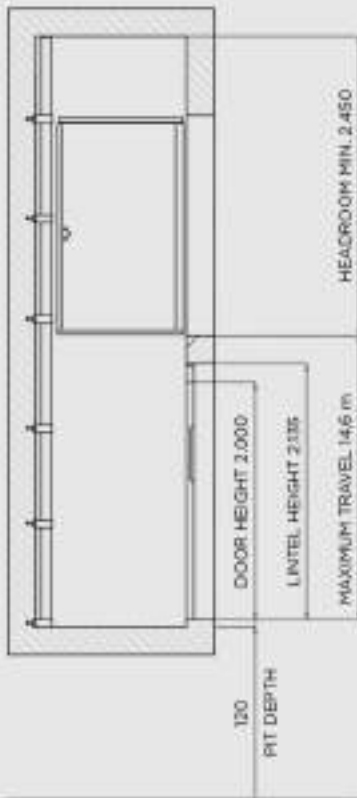


SPECIAL RAL ON DEMAND

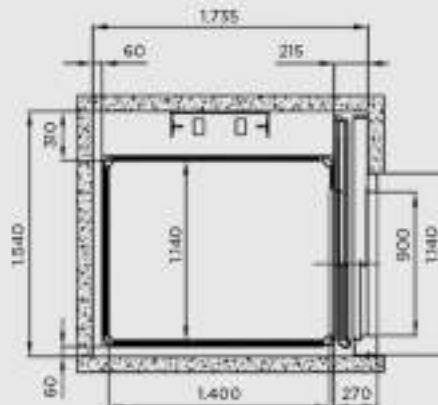
# Specifications

## VIMEC E-10

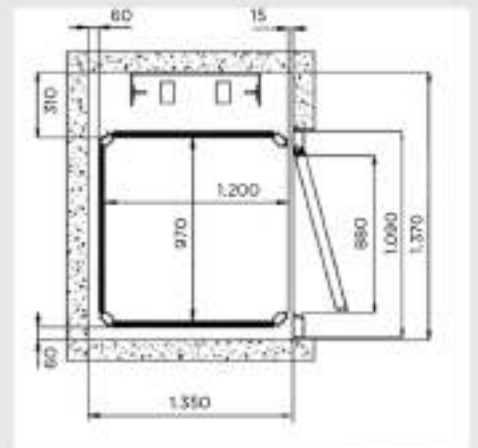
### DIMENSIONS AND OVERALL SPACES



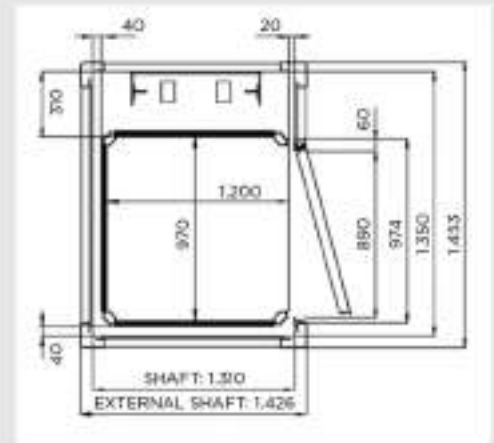
### WITH TELESCOPIC DOORS



### MASONRY SHAFT



### SUPPORTING STRUCTURE

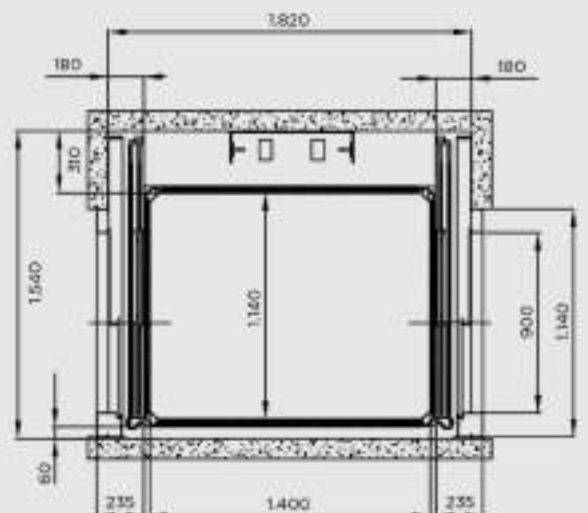


The ECOVIMEC HL (Heavy Load) model has a higher load capacity: 500 kg.

For the HL version is the same as that of ECOVIMEC; The solution is equipped with a more powerful engine (2.2 kW) and a stronger and more durable structure. The platform size for this model is 1,460x1,170 mm. and 1,300x1,030 mm.

Alternatively, the HL VERSION is available weighted (150 kg only).

This makes it ideal for the most intense applications.



# Specifications

## VIMEC E-10

standard configuration

Cabin with gray walls "COLOR SERIES" (optional: beige, blue, maple, cherry).  
 "RUBBER SERIES" platform with gray stamp Buttons on the plane and on the ground 50 mm. with braille without display "Energy Saving" with LED Strip Ceiling  
 Hollow Veneer Door with Window  
 Complies with the machinery directive EC 42-2006.

choice

I-BUTTON (electronic key) to manage independent access.  
 Announcing the sound to the incoming floor. The sound goes to the floor that enters.  
 Auto dial 5 numbers in memory display in the cabin display on the floor panel  
 The handle is fixed to the cabin wall for use in public places and for people with disabilities.  
 Sliding doors on all cabins and floors electric door operator for swing door fire door  
 vertical or horizontal mirror

### TECHNICAL DATA

ECOVIMEC - GENERAL FEATURES		ECOVIMEC - INSIDE THE CABIN	
A	DRIVE SYSTEM AND AT-THE-GROUND CONTROL	A	INFRARED BARRIERS ON EACH SIDE OF ENTRY AND IN THE ABSENCE OF WALLS
B	BELT DRIVE	B	DEVICE OF COMMUNICATION WITH OUTSIDE THE CABIN
C	DRIVE MOTOR	C	OVER LOAD INDICATOR
D	ELECTRIC TRACTION	D	50 X 50 mm BUTTONS WITH MECHANICAL SHUTTER AND INDICATION OF THE FLOOR IN ADDITION TO STANDARD BRAILLE
E	SOFT START/STOP SYSTEM	E	ON BOARD CONTROLS HEIGHT COMPLIANT TO EN81-41
F	VOLTAGE SUPPLY	F	ILLUMINATED BUTTONS (WITH COLOR IDENTIFICATION OF THE FUNCTION)
G	MECHANICAL KEY ENABLING ON-BOARD KEYPAD	G	EMERGENCY BUTTON
H	NO. 6 ACCESSES MAXIMUM	H	"ENERGY SAVING" LED BAR LIGHTS
I	NO. 2 ACCESSES TO THE FLOOR MAXIMUM	I	ON BOARD PUSH-BUTTON PANEL WITH DEAD-MAN'S CONTROLS-ALWAYS EQUIPPED WITH INFRARED PHOTOCELLS BARRIERS
J	TRICAL SAFETY LOCKS	J	"SINGLE TOUCH" OPERATION (UNIVERSAL MANOEUVRE) WITH WALLS AND DOOR IN THE CABIN
K	ON FLOOR CONTROLS WITH "SIMPLE TOUCH"		
L	PIT		
M	TECHNICAL DIMENSIONS (ENGINE, BELTS)		
N	TESTATA MINIMA STANDARD		
O	HEADROOM MINIMUM STANDARD		
P	PLATFORM SIZES AVAILABLE		
Q	2 STANDARD		
R	SPECIAL SIZES AVAILABLE UPON REQUEST		
		CAPACITY	UP TO 400 kg
		MAXIMUM TRAVEL	5 STOPS (14,6M)
		SPEED	0,15 m/s

DATA ARE GUIDELINE AND NOT BINDING. VIMEC RESERVES THE RIGHT TO MAKE ANY CHANGES IT CONSIDERS APPROPRIATE.

# orkanda

[www.orkanda.co.id](http://www.orkanda.co.id)

## Jakarta

Ruko Graha Boulevard,  
Jl. Raya Boulevard, RW.1, Klp. Gading Tim,  
Kec. Klp. Gading, DKI Jakarta 14240

## Surabaya

Gedung Medan Pemuda,  
Jl. Pemuda No.27-31, Embong Kaliasin,  
Kec. Genteng, Surabaya, Jawa Timur 60271



Orkanda lifts Indonesia



@orkandaliftindonesia



@orkanda.id



Orkanda Lift Indonesia



[www.orkanda.co.id](http://www.orkanda.co.id)



(021) 22454705