

orkanda®

HOME LIFT

Orka ACME
Catalogue Product



ORKA ACME

High Quality, Low Power

Home Lift for Make
Faster Your Mobility.



Home Lift Modern System Model

Fast & Safety for your mobility

Orka acme is designed with the latest technology, to give you enjoyment in time and space, because this lift can provide faster and more comfortable mobility for the elderly. So that they get an easier and more relaxed life.

ORKA ACME

Specifications

Traction System

Home Lift

- It does not need machine room. It saves the building cost.
- VVVF drive technology: Home elevator dedicated micro-computer control is smooth and comfortable.
- Special traction machine base frame is fixed on guiderail The building does not bear any load.
- Automatic door operator: Variable frequency energy-saving, safe and reliable
- UPS (backup) can release the passengers during power failure.



Home Lift

Quality & Value

- High security
- Big contact area between steel band and drive wheel with the more smooth running
- Low energy consumption, fine environment-protection
- It saves the well space with small diameter of traction sheave
- Polyurethane material layer needs no lubrication with low noise, and long service lift.

Speed



0.40 m/sec


Power



1000 Watt

Opening Options

Floor Options



Hand Swing Door

Sliding Door

Home Lift Cabin Model

The platform floor has many choices of models, so it is suitable for various structures and building models.

LED PANEL TOUCH SCREEN



CLASSIC PANEL BUTTON



LIFT DOOR

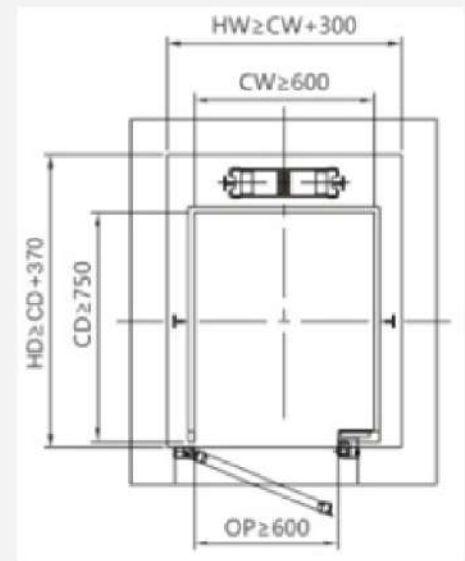
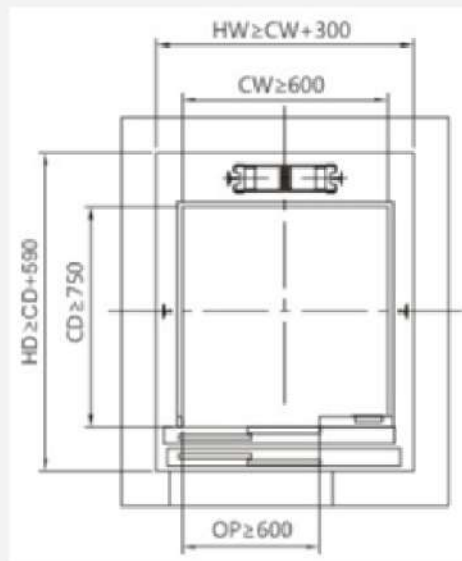
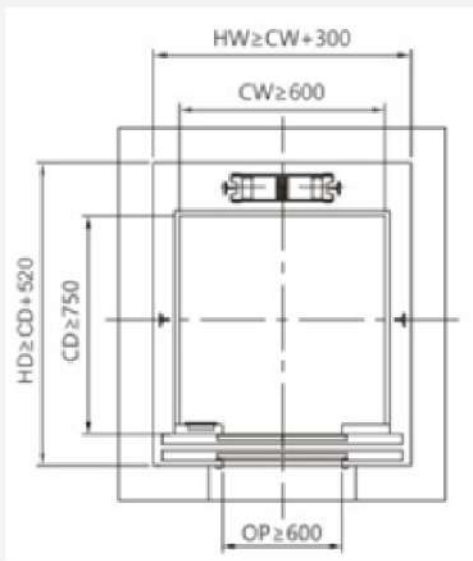
Model

The door is an important part in someone using an elevator in the house, besides that the available building models, and the people who use it can also be a consideration for choosing an elevator door.

2-Panel Center Open

2-Panel Side Open

Manual Swing Door



Dimension & Calculations

CWT	Shaft inner size (mm)		Door type	Max. Cabin inner size (mm)			Max. Door size (mm)		Min. overhead mm	Min. Pit mm
	Width	Depth		Width	Depth	Height	Width	Height		
t rear sid	1800	1800	2-panel center	1500	1280	2300	850	2000	3000	300
			2-panel side		1210		1030			
			Manual swing		1430		1500			

Note: the above calculation is only for reference when need offer detail dimensions at jobsite, the final dimensions will be provided by us in official quote.

Home Lift Position

Optional & Suggestions

The spot of Home Lift is essential for you to consider before buying it because this will affect the aesthetics of your home. Where later this will provide value from the house you are currently living in, therefore it's a good idea, you know some of the spots where Orka Acme can be installed.

1

Building With Special Home Lift Shaft | Home Lift can be installed directly on inside the dedicated shaft

2

Around the middle of the stairs have the right space | Add a shaft in the middle install Home Lift

3

having a hollow hall or room | Additions in halls or Home Lift installed in shaft

4

Home Lift can be installed indoors | Drill the appropriate holes in the Shaft assembly floor and install the Home Lift

5

Can be installed in Outdoors | Outdoors can Assemble the shaft and install the home lift

Below 5 housing structures can install our products:

🔧🔨🛠️ I need to install the well for elevator use. Clients can use metal frame or concrete etc. to preset the well.

orkanda

www.orkanda.co.id

Jakarta

Ruko Graha Boulevard,
Jl. Raya Boulevard, RW.1, Klp. Gading Tim,
Kec. Klp. Gading, DKI Jakarta 14240

Surabaya

Jl. Bangka No.8-A, Gubeng,
Kec. Gubeng, Kota SBY, Jawa Timur 60271

Medan

Jl. Puri No.102 A Kota Matsum IV,
Medan, Sumatera Utara 20211

Makassar

Jl. Monginsidi No. 32d, RT.3,
Maricaya Baru, Kec. Makassar,
Sulawesi Selatan 90142



Orkanda lifts Indonesia



@orkandaliftindonesia



@orkanda.id



Orkanda Lift Indonesia



www.orkanda.co.id



(021) 22454705