

orkanda



Home Lifts  
**CATALOGUE**  
2024

 @orkanda.co.id  @orkandaliftindonesia

[www.orkanda.co.id](http://www.orkanda.co.id)



# Content

- 01 Orka 200  
Introduction
- 03 Orka 200  
Product overview
- 11 Orka Acme  
Introduction
- 13 Orka Acme  
Product overview
- 19 Orka 150  
Introduction
- 21 Orka 150  
Product Overview
- 27 Handicare Freecurve  
Introduction
- 29 Handicare Freecurve  
Product Overview
- 35 Handicare 1100  
Introduction
- 37 Handicare 1100  
Product Overview
- 43 Orka 100  
Introduction
- 45 Orka 100  
Product Overview





# ORKA 200

## Home lift

Orka 200 is a screw driven vertical platform lift assembled using high quality materials and designed to meet the characteristics of ultimate performance and outstanding aesthetics. It is designed to use in private houses, cottages and apartment buildings.

Orka 200 can be installed into existing shaft or it's own shaft which is constructed of special multilayered steel sandwich type panels or glass panels.

A maximum of three doors may be installed on each floor with either left or right swing. The doors on the top floor stop may be designed in the form of gates. This type of construction looks

aesthetic and modern and gives a clear view of the surroundings.

A uniformly backlit control panel, with a comfortable handle below, contains large buttons with embossed symbols at a convenient height for accessing from sitting or standing positions. A backup power source ensures that the elevator can be used to evacuate people from it, in the event of a power outage.

You can make your own lift solution by choosing from wide variety of accessories and options, such as different lighting, door openers, comfort equipment.

# ORKA 200 Platform lift

- Flexible design
- Low space requirements
- High level of security
- Power-saving technologies
- Smooth adjustable movement
- Fast and intuitive installation
- Exterior design options
- Durable screw drive
- Wide range of options and accessories


## Specifications

Environment	Indoors and outdoors
Drive system	Screw-driven
Rated load	Up to 400 kg / 5 persons
Speed	0.15 m/sec (9 m/min)
Travel height	Up to 20 metres
Landings	Up to 6
Platform dimensions (X x Y, mm)	1100 x 1400 1070 x 1485 <small>*available custom dimensions</small>
Shaft dimensions (M x N, mm)	1500 x 1460 1460 x 1540 1540 x 1540
Door clearance (width x height, mm)	900 x 2000 (with 1100 x 1400 platform) 940 x 2000 <small>*available other dimensions</small>
Gate (width x height, mm)	900 x 1300 (with 1100 x 1400 platform) 940 x 1300
Door configuration	Right or left swing, up to 3 doors per landing
Shaft walls	Aluminium profiles with glass or steel panels
Standard colors <small>*any RAL color available as option</small>	RAL 9006 (light grey aluminum) RAL 9010 (pure white)
Soft start/stop	Comes as a standard
Power supply	220-230 V, 1 phase, 25A; 380-400 V, 3 phase, 16A, 50 or 60 Hz
Motor	2.2 kW
Noise level	Less than 70 dB
Control system	Micro computer based
Technical safety equipment	Safety edge around the platform, emergency STOP buttons, electronic speed control, overload detector, opening control of doors and locks, electronic control of engine performance

Complies with the European platform lifts standard EN81-41:2010

# ORKA 200

## Platform Model



# Orka 200

## Products Overview

### Colours & Model



Black



Yellow



FireProof



Red




Full Glass



White

## DIFFERENT DOOR TYPES

Gates; Aluminum with glass; With Impost; Aluminum; Fire proof EI60; Fire proof EW60 – with a small window.



## PLATFORM LIFT COMPONENT

As a good Home Lift Quality, our lift has an Emergency button in our platform, which makes you satisfied while using it at home.



## PANELS

Platform lift shaft can be assembled using multi-layered sandwich panels and laminated glass panels.



## AUTOMATIC DOOR OPENERS

Internal or external door openers opens and closes the door automatically after a preset time. Can be ordered as option.



## OPTIONS

- \* Automatic door openers
- \* Additional floor indicators
- \* Automatic emergency lowering
- \* LED lighting
- \* Extra lighting options
- \* Voice announcer
- \* Floor indicator on the platform or landing
- \* Ramp
- \* Phone on the platform
- \* AUTODAILER
- \* Access restriction options



## FLOORING

Lift platform floor can be covered with different colour rubber or desired texture vinyl.



## COLOUR CUSTOMISATION

The whole lift can be painted in almost any colour to suit your taste and environment. You can choose from hundreds of RAL palette colours available.



## Orka 200 New technology & models

### Door Types

#### Double Swing Doors



You can create your own elevator solution by choosing from a wide variety of accessories and options, such as: different lightning door openers, convenience equipment. Besides that, there is also an automatic door option that can make it easier for those with special needs, so they can become friends for mobility anywhere.

#### Single Swing Door



You can use the single door model, but this only applies to the old Orka 200 Type model. As an additional option, an automatic door model is also available, which is very suitable for wheelchair users, or people with other special needs, so that it can be the right solution for ease and comfort of mobility in the home.



## Model Interior

### *Elegant & Beauty*

This model is a screw driven vertical platform lift assembled using high quality materials and designed to meet the characteristics of ultimate performance and outstanding aesthetics. It is designed to be used in private houses, cottages and apartment buildings. A maximum of three doors may be installed on each floor with either left or right swing.

Drive unit works extremely silent. That is because we use belt lifting system. A uniformly backlit control panel, with a comfortable handle below, contains large buttons with embossed symbols at a convenient height for accessing from sitting or standing positions. In case of a power outage, the operation of lift continues to work from a backup voltage source.





## How Many Ways to Call Your Home Lift?

In terms of accessories, the Orka 200 product has a variety of optional features that are varied and endless, including several ways to call the Home lift in your residence.



## STANDARD BUTTON

The standard lift button is provided by the factory, to call the lift according to your destination floor



## FINGER PRINT

Security and privacy are always a concern for customers when using elevators in their private residences.



## GOOGLE HOME

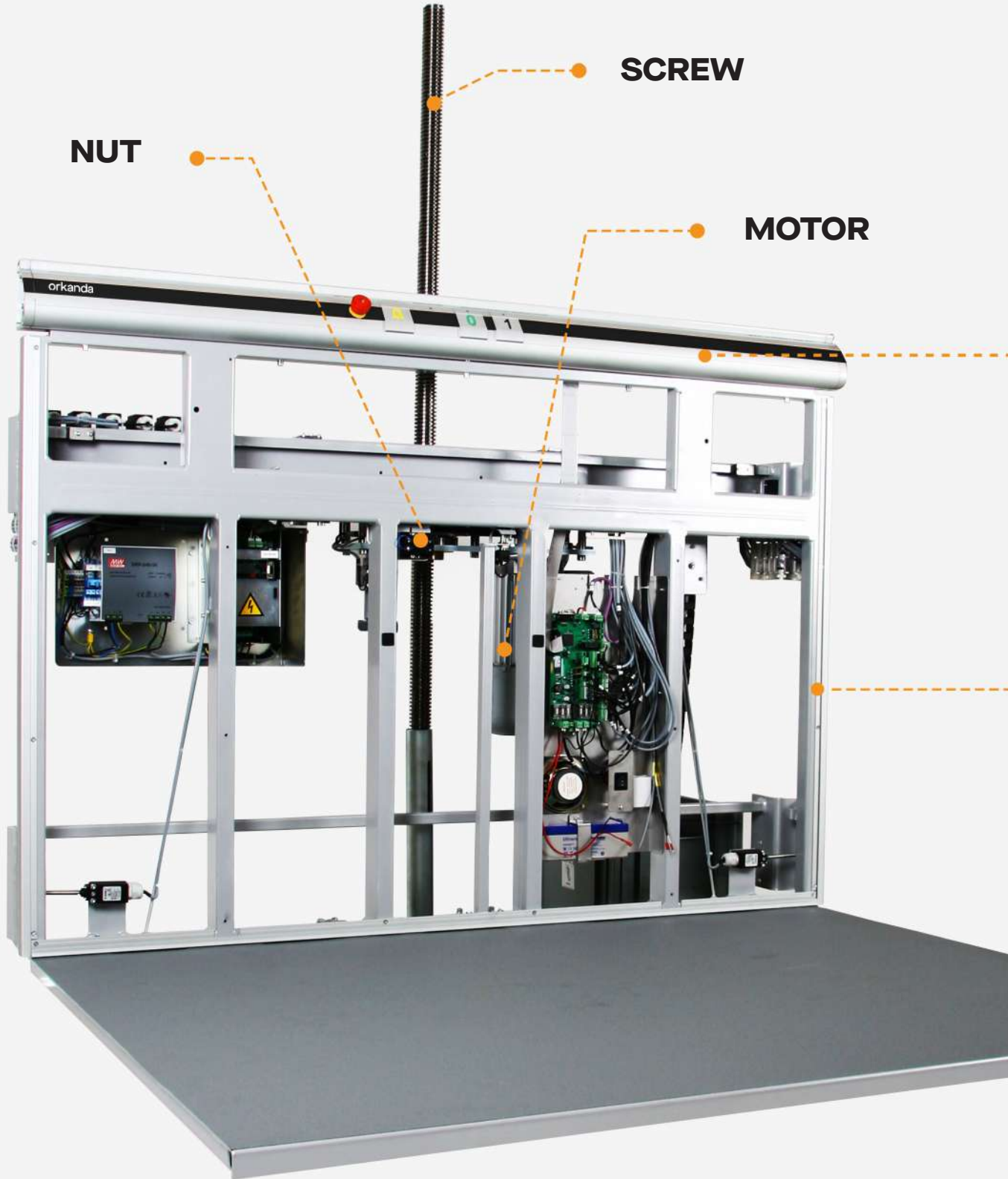
A smartphone is something that will not be out of your hands nowadays, there are many uses that can be obtained, one of which is that you can call an elevator from a smartphone



## FINGER PRINT

Voice commands are something that really makes things easier and makes everything lighter, and doesn't require a lot of effort to do, like Google Voice which can be installed in your homelift.

# Orka 200 parts(Platform Layer)





**CONTROL PANEL**



**CONTROL PANEL  
MODEL**

**ORKA** **ACME**





## ORKA ACME

The Home Lift  
Best Quality and  
Make Faster Your  
Mobility With  
Low Power.





## Home Lift Modern System Model

### Fast & Safety for your mobility

Orka acme is designed with the latest technology, to give you enjoyment in time and space, because this lift can provide faster and more comfortable mobility for the elderly. So that they get an easier and more relaxed life.

# ORKA ACME

## Specifications

### Traction System

### Home Lift

- It does not need machine room. It saves the building cost.
- VVVF drive technology: Home elevator dedicated micro-computer control is smooth and comfortable.
- Special traction machine base frame is fixed on guiderail The building does not bear any load.
- Automatic door operator: Variable frequency energy-saving, safe and reliable
- UPS (backup) can release the passengers during power failure.



### STEEL-BELT SAFETY

- High security
- Big contact area between steel band and drive wheel with the more smooth running
- Low energy consumption, fine environment-protection
- It saves the well space with small diameter of traction sheave
- Polyurethane material layer needs no lubrication with low noise, and long service lift.



**Speed**


0.40 m/sec



**Power**

1000 Watt

## Floor Options



## Opening Option



Hand Swing Door

Hand Pulled Door

## HOME LIFT CABIN MODEL

The platform floor has many choices of models, so it is suitable for various structures and building models.

LED PANEL TOUCH SCREEN



CLASSIC PANEL BUTTON



# LIFT DOOR

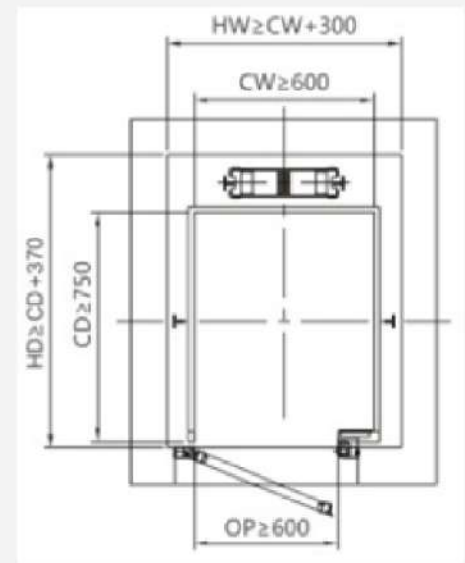
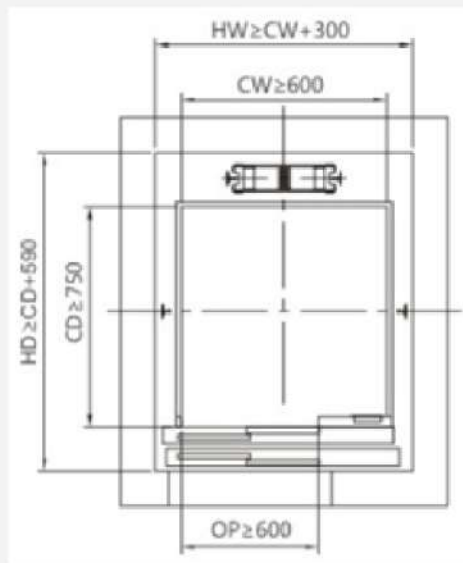
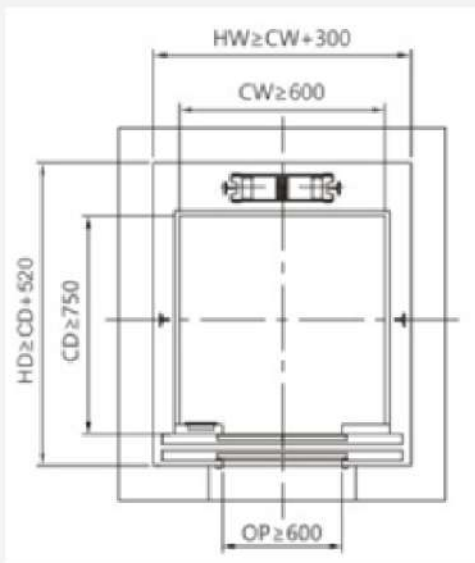
## Model

The door is an important part in someone using an elevator in the house, besides that the available building models, and the people who use it can also be a consideration for choosing an elevator door.

### 2-Panel Center Open

### 2-Panel Side Open

### Manual Swing Door



## Dimension & Calculations

CWT	Shaft inner size (mm)		Door type	Max. Cabin inner size (mm)			Max. Door size (mm)		Min. overhead mm	Min. Pit mm
	Width	Depth		Width	Depth	Height	Width	Height		
t rear sid	1800	1800	2-panel center	1500	1280	2300	850	2000	3000	300
			2-panel side		1210		1030			
			Manual swing		1430		1500			

Note: the above calculation is only for reference when need offer detail dimensions at jobsite, the final dimensions will be provided by us in official quote.

# Home Lift Position

## Optional & Suggestions

The spot of Home Lift is essential for you to consider before buying it because this will affect the aesthetics of your home. Where later this will provide value from the house you are currently living in, therefore it's a good idea, you know some of the spots where Orka Acme can be installed.

**1**

Building With Special Home Lift Shaft | Home Lift can be installed directly on inside the dedicated shaft

**2**

Around the middle of the stairs have the right space | Add a shaft in the middle install Home Lift

**3**

having a hollow hall or room | Additions in halls or Home Lift installed in shaft

**4**

Home Lift can be installed indoors | Drill the appropriate holes in the Shaft assembly floor and install the Home Lift

**5**

Can be installed in Outdoors | Outdoors can Assemble the shaft and install the home lift

**Below 5 housing structures can install our products:**

🔧🔧🔧🔧 I need to install the well for elevator use. Clients can use metal frame or concrete etc. to preset the well.

# ORKA 150





# ORKA 150

## Open platform lift

Orka 150 is an Open Platform Lift, also known as Wheelchair Lift, which provides internal or external vertical travel up to 3 meters. Our Open Platform Lift can accommodate changes in level from 600 mm up to 3000 mm in commercial and domestic environments and is appropriate alternative solution to a fully enclosed platform lift.

Orka 150 is specifically designed for applications with little or no alterations to existing buildings. The open type design offers an aesthetically pleasing solution

with brushed stainless steel finish as option. The lift provides a safe and easy way to gain access to a property where stairs would otherwise prevent wheelchair access.

It is designed to give customers choice and flexibility.

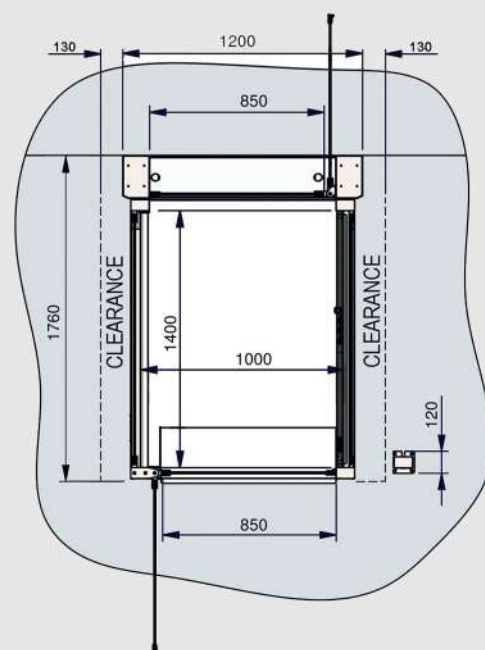
Orka 150 Wheelchair Lift is a space saving and cost effective way to provide access for everyone to your home or workplace.

*All our lifts are supplied with a 24-month warranty, as standard, and we offer a range of maintenance and service options, which can be tailored to suit your specific requirements.*



## Open platform lift

- \* Modern lightweight design
- \* Stainless steel construction as option
- \* Low space requirements
- \* High level of security
- \* silent operation
- \* Simple to use
- \* No pit required
- \* Simple to install and easy to service
- \* Overall low maintenance and running costs



### Specifications

User group	Ambulant and wheelchair users
Suitability	For internal or external use
Travel	Up to 4 metres
Number of stops	2
Maximum capacity	400 kg
Platform size	1100 x 1400 mm (standard)
External dimensions	1300 x 1770 mm (standard)
Gate	950 x 1100 mm (standard) with auto closers
Cabin height	1100 mm
Drive type	Belt
Power	220-240 V, 1 phase, 16A 380-400 V, 3 phase, 10A, 50 Hz
Lighting	Controls illuminated
Safety edge	Safety edge-under platform proximity sensors
Handrail	Integrated to lift cabin (on both sides)
Machine room	Integral to guide rails
Floor	Anti slip rubber (Anti slip diamond plate for outdoor version)
Finish	RAL 9006 (White aluminium)

### Options

#### PLATFORM

900 x 1400 mm  
1000 x 1400 mm

#### GATE

Automatic upper gate  
Automatic lower gate

#### CONTROL

Configurable control side  
Dual control on the platform  
Auto dialer on the platform  
Remote control  
Braille on the control

#### SAFETY

Battery emergency lowering device

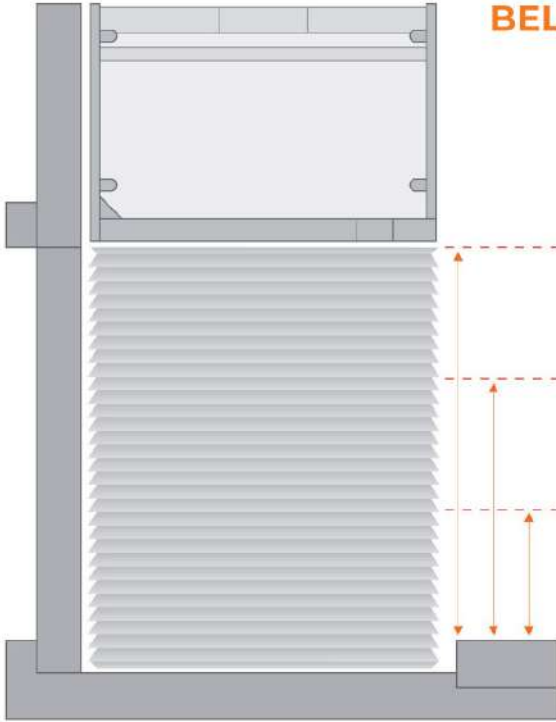
#### FINISH

Painted in any RAL color  
Brushed Stainless Steel



**Orka 150** Stainless Steel

## BELLOWS UNDER THE PLATFORM



### 3 lifting heights:

from 2010 to 3000 mm,  
pit = 350 mm,

from 1010 to 2000 mm,  
pit = 260 mm,


from 600 to 1000 mm,  
pit = 170 mm,

Fixations: on ground floor, at the four corners of the below, and at the platform, fixations will be provide.

Platform size possible:  
1100 x 1400 mm  
(shaft 1300 x 1760 mm).  
Gate opening = 950 mm.




## Orka 150 Red



**Door Top Landing**

**Protective Steel  
Cover in Machine  
Side**

**Platform Door**  
(aluminium & Glass)



“The only disability in life is a bad attitude”

Bringing back the spirit for life.

# Handicare Freecurve



I love how my Handicare Freecurve was Custom built just for my home; my dealer provided so many options to personalize it just for me. Traveling up and down my staircase has never been easier with my new chairlift.

## Features

- Single Tube Rail System
- Compact and Foldable
- Multiple Rail Color &
- Seat Options
- Easy to use & Maintain
- Available Active Seat.
- Powered Footrest
- Turn & Go & Seat Swivel Option
- Obstruction Free Add-ons for
- Top & Bottom Landings



**Safe Working Load (SWL)**  
275 lb (125 kg)



**Warranty**  
2 Years  
(Terms and Condition Applies)



# Regain your **independence** and conquer the **struggles** of staircase

orkanda

Orkanda offers a chairlift solution that gives you freedom of movement throughout your home, allowing you to age on the spot without the hassles of everyday life. The compact and adjustable hanging chair can be installed anywhere. We have dozens of satisfied customers with our large selection of chairlifts.

# Regain your **independence** and conquer the **struggles** of staircase

Handicare Freecurve features a revolutionary design that takes up less space on stairs with special features that provide unlimited options. The spiral, narrow and steep staircase presents no challenge to the Freecurve thanks to its single tube rail, which is designed to fit into any home with a circular staircase.

Easy to maintain with a quiet and smooth ride that provides ultimate safety and comfort. The Freecurve is available in unique and elegant designs in a wide selection of chair and rail colors to match your home décor and personal taste.





## Compact

The Orka Free Curve folds easily to maximize space for family members to climb up and down stairs as needed when not in use.



## Easy to Use

Ergonomic and intuitive to use, the joystick on the palm rest operates the Freecurve smoothly.



## Adaptable

Combine your chairlift with a powered hinge or drop nose option to prevent tracks from blocking the door at the base of the stairs.




## Multiple Charge Points

Charging points are conveniently located at the top and bottom of the ladder for painless recharging.

## Turn & Go

Narrow stairs are not a problem for freecurves, the optional Turn & Go feature automatically rotates your seat forward while driving. A convenient solution that allows more space for users in tight environments.



## Active Seat

The optional active seat option makes sitting or getting up from your Freecurve even easier. With just a pull of the lever, your movement is supported to maintain tension in your joints and muscles. (Available with Alliance and Elegance seats).



## Safety First

An optional powered footrest lets you fold and unfold the footrest without bending over, LED lighting improves visibility in low-light areas (standard with powered footrests) and a non-slip texture provides better grip on the foot when sitting up and going.



## Automatic Swivel

Optional powered swivel makes it easy to get off the lift at the top of the landing, simply hold down the toggle switch in the landing direction to rotate the seat for a controlled departure. With an 80 degree tilt, you face more top landings which provide greater safety when getting up from your Orka Freecurve. (Manual turning standard).



# Seat Types



## Classic Seat

The Classic Chair is very comfortable and designed with the input of the therapist. Corner seats with faux leather upholstery that offer a timeless ergonomic design.

## Options

- Powered Swivel
- Powered Footrest with LED Illumination
- Turn and Go
- Active Seat
- Body Harness
- Child Seat



BORDEAUX RED

BEIGE

SLATE



## Alliance Seat

The Alliance Chair has a refined appearance making it a welcome addition to any interior. The two-tone combination of wood and faux leather upholstery makes this chair really stand out.

## Options

- Powered Swivel
- Powered Footrest with LED Illumination
- Turn and Go
- Active Seat
- Body Harness
- Child Seat



BORDEAUX RED

BEIGE

COCOA BROWN



## Elegance Seat

Kursi Elegance memadukan desain mewah dengan kenyamanan tertinggi, berkat pelapis kulit imitasi super lembut. Kursi terlihat dan terasa gaya dengan nuansa elegan. Sandaran tangan juga dapat disesuaikan ke

## Options

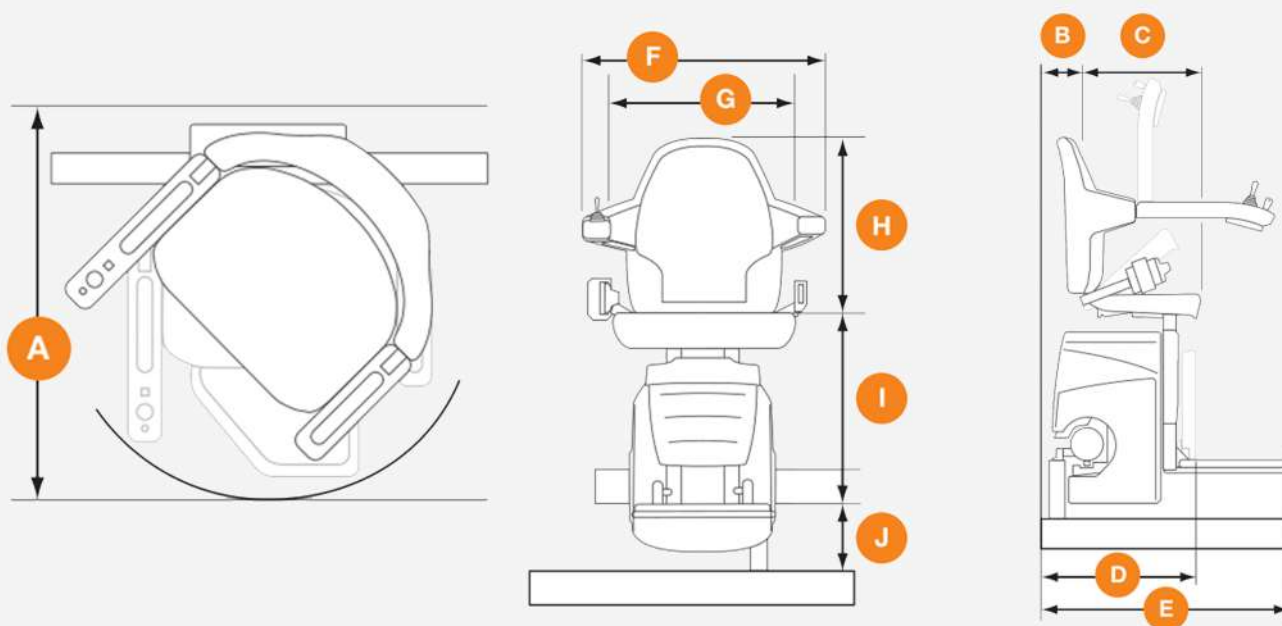
- Powered Swivel
- Powered Footrest with LED Illumination
- Turn and Go
- Active Seat
- Body Harness
- Child Seat



BORDEAUX RED

CREAM

COCOA BROWN



## Freecurve Style Seat Dimensions

### Safe Working Load (SWL)

45-70°: 275 lb (125 kg)

### Speed

0.35 ft / sec (0.10 m / sec)

Some of the dimensions depend on the characteristics of the staircase in the home. Handicare reserves the right to alter designs and specifications without prior notice.

<b>A</b> Swivel radius	28.4–29.5 in (721–749 mm)
<b>B</b> Wall to inner seat back	4.1–5.1 in (105–130 mm)
<b>C</b> Seat depth	14.5–15 in (368–381 mm)
<b>D</b> Folded width to footrest, minimum	16.5–17.4 in (419 mm)
<b>E</b> Open width to edge of footrest, minimum	25.1–26 in (638–660 mm)
Offset footrest	24–24.8 in (607–629 mm)
<b>F</b> Armrest width, external	22.1–23.5 in (562–597 mm)
<b>G</b> Armrest width, internal	17.1–18.3 in (435–464 mm)
<b>H</b> Seat back height	15.5–16.4 in (394–416 mm)
<b>I</b> Footrest to seat height	18.6–19.5 in (473–495 mm)
<b>J</b> Footrest height, minimum	3.9–4.9 in (98–124 mm)
Track intrusion into staircase, minimum	6.8–7.5 in (171–191 mm)
Weight limit, maximum	275 lb (125 kg)

\*Dimensions vary based on seat style selected and may vary depending on hand of seat.  
 \*\*Seat depicted in specification drawings is our Classic Seat.

# Handicare 1100





---

**Handicare 1100 gives me complete freedom and makes me confident to move around the house safely every day.**

---

## Features

**Patented Multi-Drive Technology**  
**Ultra Thin Rail**  
**Constant Load**  
**Compact and Foldable**  
**Easy to Use and Maintain**  
**Powered Footrest Available**  
**and Swivel Option**



### **Safe Working Load (SWL)**

30-45 : 309 lb (140 kg)  
46-50 : 287 lb (130 kg)



### **Warranty**

2 Years  
(Terms and Condition Applies)



## Regain your **independence** and conquer the **struggles** or staircases.

The Handicare 1100 offers a chairlift solution that provides freedom of movement throughout your home, allowing you to age on the spot without the hassles of everyday life. Our compact and adjustable fit can be installed anywhere. We have dozens of satisfied customers with our large selection of chairlifts.

### **Ultra slim profile. Revolutionary drive system.**

Handicare 1100 features next-generation technology in an ultra-slim design that doesn't take up much space on your stairs. The patented Multi-Drive Friction System will ensure your chairlift is operating at peak levels at all times without a drop in performance.

We ditched the traditional rack and pinion model and invested in a friction drive system to power our gen net chairlift. We've achieved a quieter, smoother, sturdier chairlift that's much easier to maintain. The contemporary design allows the Orka 1100 to blend into any environment, becoming a complementary part of your home.



## Compact

Handicare 1100 folds easily maximizing space for family members to go up and down stairs as needed

## Easy to Use

Ergonomic and intuitive to use, the joystick on the palm rest operates the Orka 1100 smoothly.

## Easy to Maintain

The Handicare 1100 has four brush heads that constantly clean the rails of dust and hair, ensuring your lift is always spotless. The gear rack-free design also eliminates the need for grease on the rails offering a clean finish today and tomorrow.

## Always Charged

The Handicare 1100 comes standard with continuous charging, your lift is always charged anywhere on the track.



## Retractable Seatbelt

Handicare 1100 folds easily maximizing space for family members to go up and down stairs as needed



## Patented Multi-Drive Friction Technology

Handicare 1100 folds easily maximizing space for family members to go up and down stairs as needed



## Safety First

The optional powered footrest allows you to fold and unfold the footrest without having to bend over, the non-slip texture of the footrest provides better grip on the foot when sitting and going.



## Swivel Automatically

Optional powered swivel makes it easy to get off the lift at the top of the landing, simply hold down the toggle switch in the landing direction to rotate the seat for a controlled departure.





Vanilla Beige

## A Stairlift Suited for Any Interior

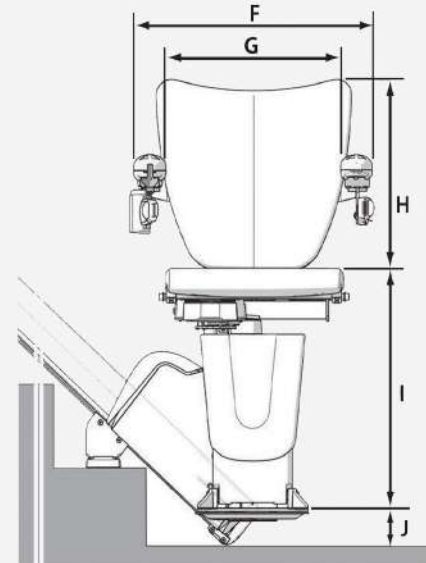
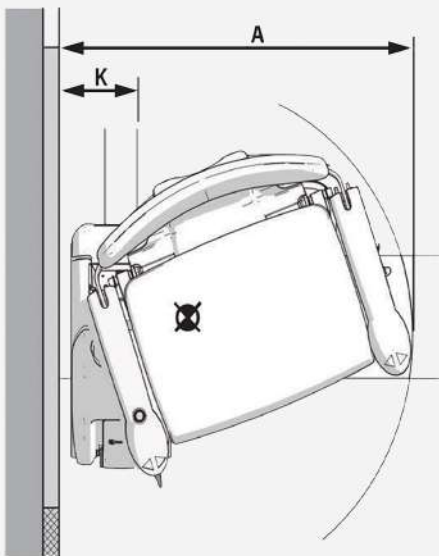
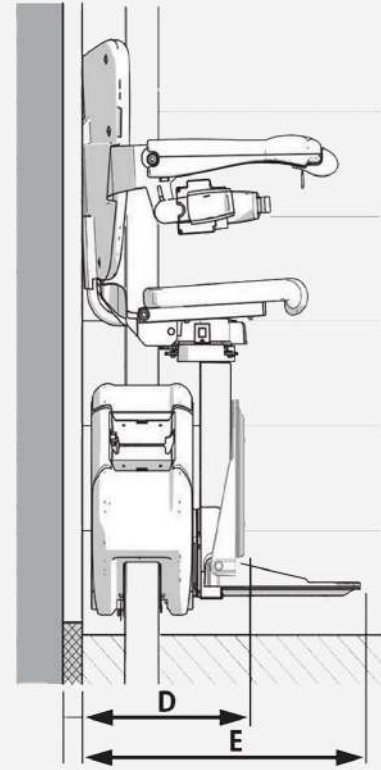
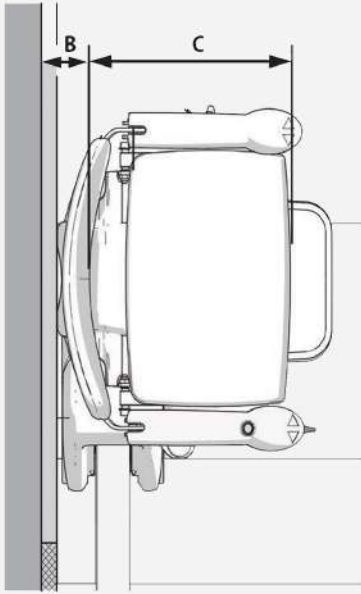
We designed the Handicare 1100 to be a smart and stylish complement to everything else in your home. The contemporary design is welcome in any home décor and is available in a warm vanilla beige finish.

Featuring our comfortable stylish chairs in faux leather upholstery, the seat surface is easy to clean and easy to clean.

Ultra-thin rails beautify the Handicare 1100, only no other rail on the market competes with its overall look and slim profile, unobtrusive design.

# — Specification

orkanda



## Orka 1100 Style Seat Dimensions

### Safe Working Load

30-45 : 309 lb (140 Kg)  
46-50 : 287 lb (130 Kg)

### Staircase Angel

30 - 50

### Speed

0.5 ft/sec (0.15 m/sec)

<b>A</b>	Swivel radius	25.4 in (645 mm)
<b>B</b>	Wall to inner seat back	2.4 in (60 mm)
<b>C</b>	Seat depth	15.4 in (390 mm)
<b>D</b>	Folded width to edge footplate, minimum	12.6 in (320 mm)
<b>E</b>	Open width to edge footplate, minimum	20.9 in (530 mm)
<b>F</b>	Armrest width, external	22.6 in (575 mm)
<b>G</b>	Armrest width, internal	17.7 in (450 mm)
<b>H</b>	Seat back height	15.7 in (400 mm)
<b>I</b>	Footplate to seat height	16.9-20.5 in (430-520 mm)
<b>J</b>	Footplate to height, minimum	2.75 in (70 mm)
<b>K</b>	Track instruction into staircase, minimum	6.3 in (160 mm)

# ORKA 100



# ORKA 100

Home lift provide safety, comfort for your mobility. lightweight and aesthetically pleasing design.

## Easy and Quick Installation

Does not require some pit and shaft panel.

1 - 3 Days Installations  
Require for finishing







## Comfortable & Stylish

Orka 100 is a Home lift that can be installed in any corner of any room in your residence, with several existing security systems that make every user safe and comfortable when using the Orka 100 Home Lift. Apart from that, the design of the elevator also supports the beauty of the interior of your home.

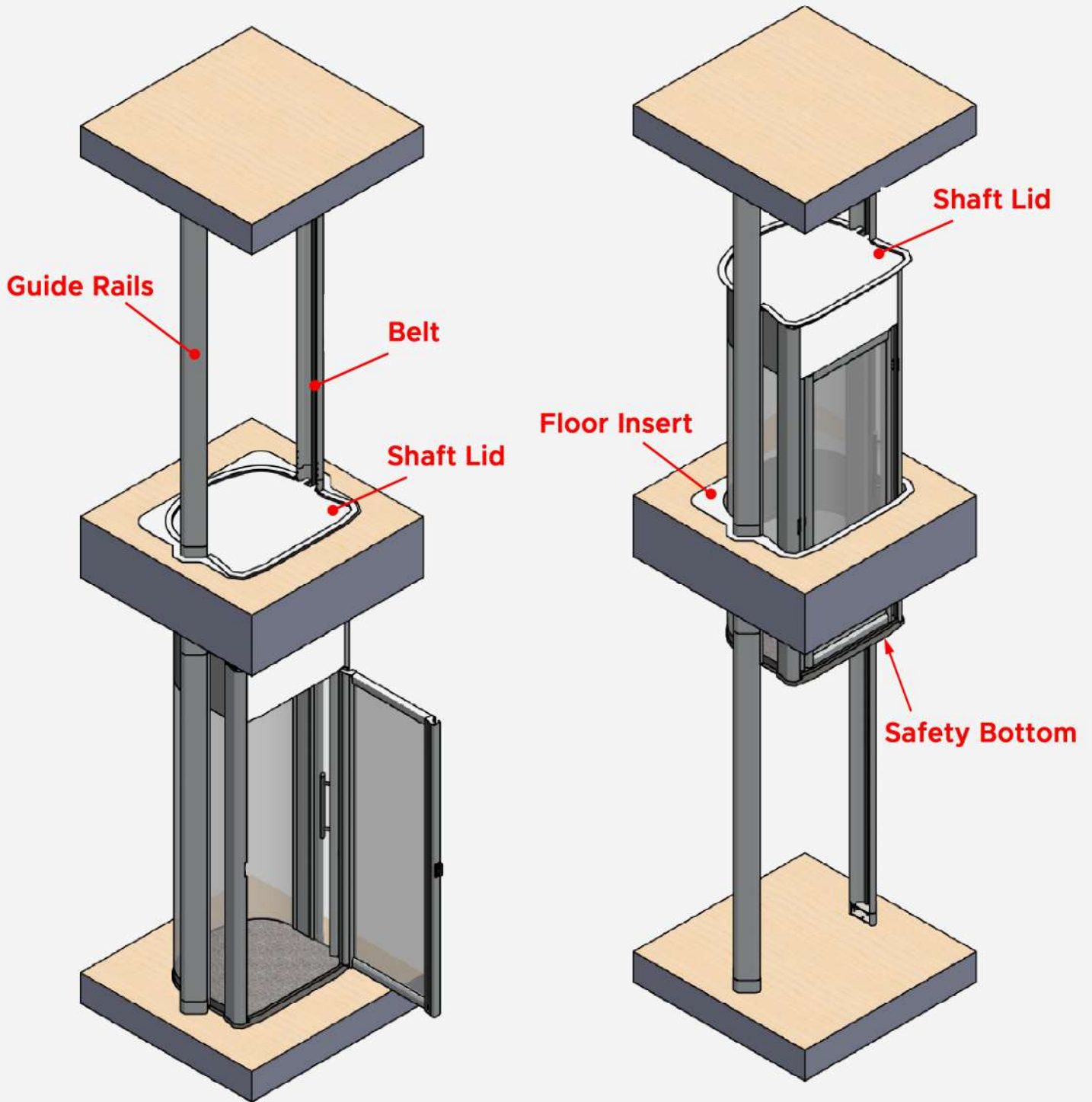
# Minimalist Design

## Home Lift

This Home lift takes up very little space in your home. It will be almost invisible. Easy and quick installation will save you money and time, so you can use it the day after installation work. The platform is large enough to accommodate 2 persons.







Maximum travel height	3000 mm
Minimum travel height	2400 mm
Lower level minimum ceiling height	2000 mm
Upper level ceiling minimum height	2370 mm
Shaft dimension	W: 1046mm L: 731mm
Internal cabin width	775 mm
Internal cabin length	665 mm
Internal cabin height	1920 mm
Door	H: 1920 mm W: 672 mm
Gate	1100 mm
No. pit. Platform thickness	65 mm
Load Capacity	170 Kg (2 persons)
Safety System	<ul style="list-style-type: none"> <li>• Safety bottom plate</li> <li>• Over weight sensor</li> <li>• Belts tension sensor</li> </ul>
System Operation	Belt Driven
Options	<ul style="list-style-type: none"> <li>• RAL color</li> <li>• Floor indicator</li> <li>• Drop Seat</li> <li>• Auto dialer 2N</li> <li>• GSM (4G) 2N</li> </ul>



## SAFE & CONVENIENT

You can find comfort and safety in the Orka 100 lift, because it has Guide Rails and Belt components making the lift move very smoothly and comfortably. Apart from that, there are also sophisticated European standard security features for the safety of you and your family at home

# orkanda

[www.orkanda.co.id](http://www.orkanda.co.id)

## Jakarta

Ruko Graha Boulevard,  
Jl. Raya Boulevard, RW.1, Klp. Gading Tim,  
Kec. Klp. Gading, DKI Jakarta 14240

## Surabaya

Jl. Bangka No.8-A, Gubeng,  
Kec. Gubeng, Kota SBY, Jawa Timur 60271

## Medan

Jl. Puri No.102 A Kota Matsum IV,  
Medan, Sumatera Utara 20211

## Makassar

Jl. Monginsidi No. 32d, RT.3,  
Maricaya Baru, Kec. Makassar,  
Sulawesi Selatan 90142

## Bali

Pertokoan Soka,  
Jl. Bypass Ngurah Rai No.18,  
Tuban, Kec. Kuta,  
Kabupaten Badung, Bali 80361



Orkanda lifts Indonesia



@orkandaliftindonesia



@orkanda.id



Orkanda Lift Indonesia



[www.orkanda.co.id](http://www.orkanda.co.id)



(021) 22454705